

**Y3 Project
Overview**
References to
our School
vision are
made in **bold**.



HOW DO WE FUEL OUR BODY AND MIND?

AUTUMN 2020- YEAR 3

Through this project, the children will develop an understanding of the physical and emotional strength. In science, the children will learn what the body needs to survive and stay **protected**. In PSHE, we will explore the concept of strength and where else it could come.

With the 'expert' help from the PE coaches the children will **collaborate** within their groups to develop a 15 minute fitness routine for others to follow. The children will then **communicate** regular updates about their routines through class tweets for other classes to follow.

Resilience and patience will be essential when practicing their fit in 15-minute routines.

How do we fuel our body and mind?

Outcome 1- Creating a 15-minute routine -fit in 15.

Outcome 2- Writing an explanation about the heart explaining how it works and the impact of exercise.

Outcome 3- To capture movement in artwork.

Final Outcome-is a class book

LINKED EXPERTS

The PE coaches from Live and Learn to help with our 15-minute routines.

ARTWORK – MASTERING TECHNIQUES AND TAKING INSPIRATION FROM THE GREATS

Mini outcome 3

Art-movement
in an image




Lo-to master techniques.

Lo-To take inspiration from
the greats.

To capture movement in
artwork. Using the exercise
videos as a stimulus.

Art

In art, we looked at the artist
Miki De Goodaboom. We used her
style of painting to create our
artwork.



The colour are blended.

The colour of
the ^{people} blend
into the background.





The part
I goes in one
direction.

It show movement.

The colour are bright.

PEER CRITIQUE AND MULTIPLE DRAFTS

We took one of the poses from our routine and created a silhouette. We then used bright coloured paints as a background. Using a variety of techniques to show movement.

Critique
Be kind Be specific Be helpful

Warm Feedback
I like the way you have used bright colours.

Cool Feedback
Could you try to use movement with colour?

©2010 The Art Project by Dr. Howard Gardner


Art: To take inspiration from the greats - Will De Boshoven
To develop ideas
To master techniques in painting

Rubric - Art Painting

	Student	Teacher
Being fair green I can show a variety of tones through mixing colours effectively. Experiment with using colours to show movement for the background. Blend the watercolours evenly.	<input checked="" type="checkbox"/>	<input checked="" type="checkbox"/>
Being fair purple Use a variety of techniques for affect.	<input checked="" type="checkbox"/>	<input checked="" type="checkbox"/>

Article 29- You have the right to be the best you can be.

Being creative is good for your fine motor skills as well as your mental health. We looked at the still images taken from our fitness routine and created artwork around them. We used bright colours for the background to stimulate your brain.



Final draft

INVESTIGATING BY ASKING QUESTIONS IN MATHS

Project Maths Autumn 2
12.11.20
Name: A. H. M.

Is it always, sometimes or never true that the tallest person always jumps the furthest?

My hypothesis:
I agree/disagree that the taller you are the further you will jump because...

I disagree that the taller you are the further you jump because you can have shorter legs than the taller person.

What would we need to follow to make sure our investigation is fair?

In order to do this we need to measure using the measures and other things.

Maths Autumn 2 week 2 12.11.20
Comment: To ensure that the measures are taken and recorded, all are given full marks.

Marking: All measuring equipment length can be measured to the nearest centimetre (cm) (1pt/10).

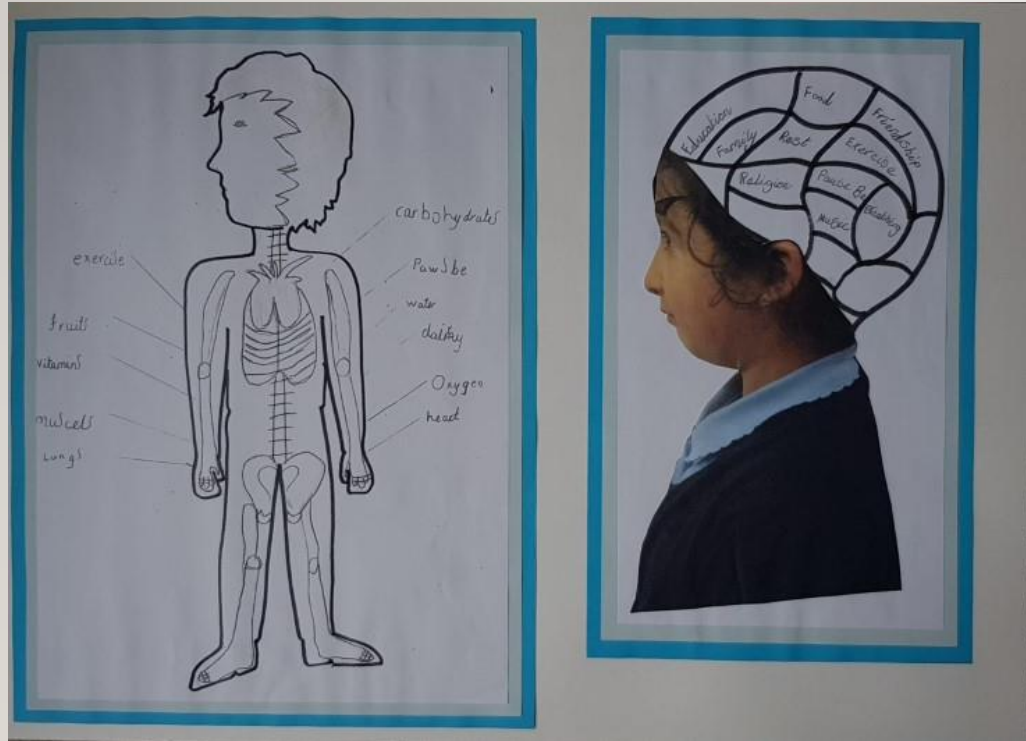
100% with support and practical measuring equipment length can be measured (1pt/100%).

For our project maths, we did an investigation to answer the question 'is it always, sometimes or never true that the tallest person always jumps the furthest?' This is what we found out.

Name	Height	Distance jumped
Aaron	138 cm	116 cm
Murphy	136.5 cm	67 cm
Ewan	132 cm	95 cm
Aimee	129 cm	56 cm
Joseph	136 cm	95 cm
Shelby	133 cm	21 cm
Zoe	125.5 cm	95 cm
Reo	139 cm	82 cm
Margie	126.5 cm	66 cm
Luca	132 cm	95 cm
Karla	142 cm	68 cm
Reinoldo	125 cm	79 cm
Ronan	124.5 cm	75 cm
Jasonna	135.5 cm	49 cm
Ellie	129.5 cm	66 cm
Alex	132 cm	113 cm
Rona	136.5 cm	82 cm
Keatley	122 cm	51 cm
Reber	122 cm	64 cm

The taller you are the further you jump so the taller you are the further you jump to not else.

IN SCIENCE WE LEARNED ABOUT THE IMPORTANT ROLES OUR MAJOR ORGANS PLAY



Writing purpose: To inform
Text Type: Explanatory

Learning Skills:
Communicating: you writing is clear and understandable.
The purpose about why I am writing is clear.

Pupil: []
Class: []
Teacher: []

Stars: ☆☆☆☆☆

Check: []

Rubric - explanation

	Pupil	Teacher
Using the words: heart, muscle, pumps	✓	✓
I can write in simple sentences: Your heart is a muscle.	✓	✓
My writing is in the present tense: The heart is...	✓	✓
I can begin my sentences in different ways: Your heart is... Blood flows... You can check... I can use connector sentences: Before each heart, your heart.	✓	✓

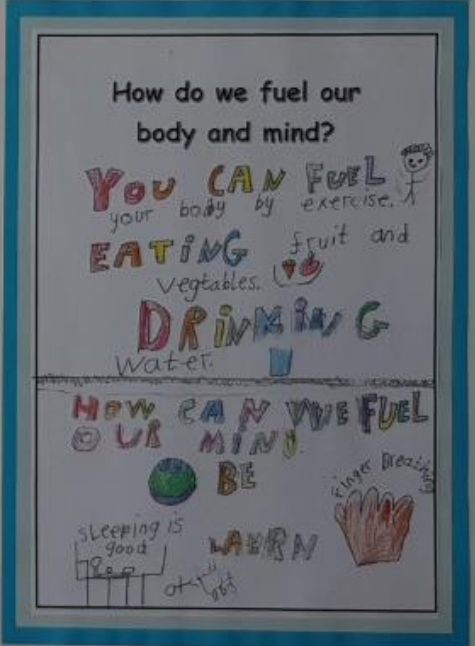


Article 30: You have the right to be the best you can be.

The human heart

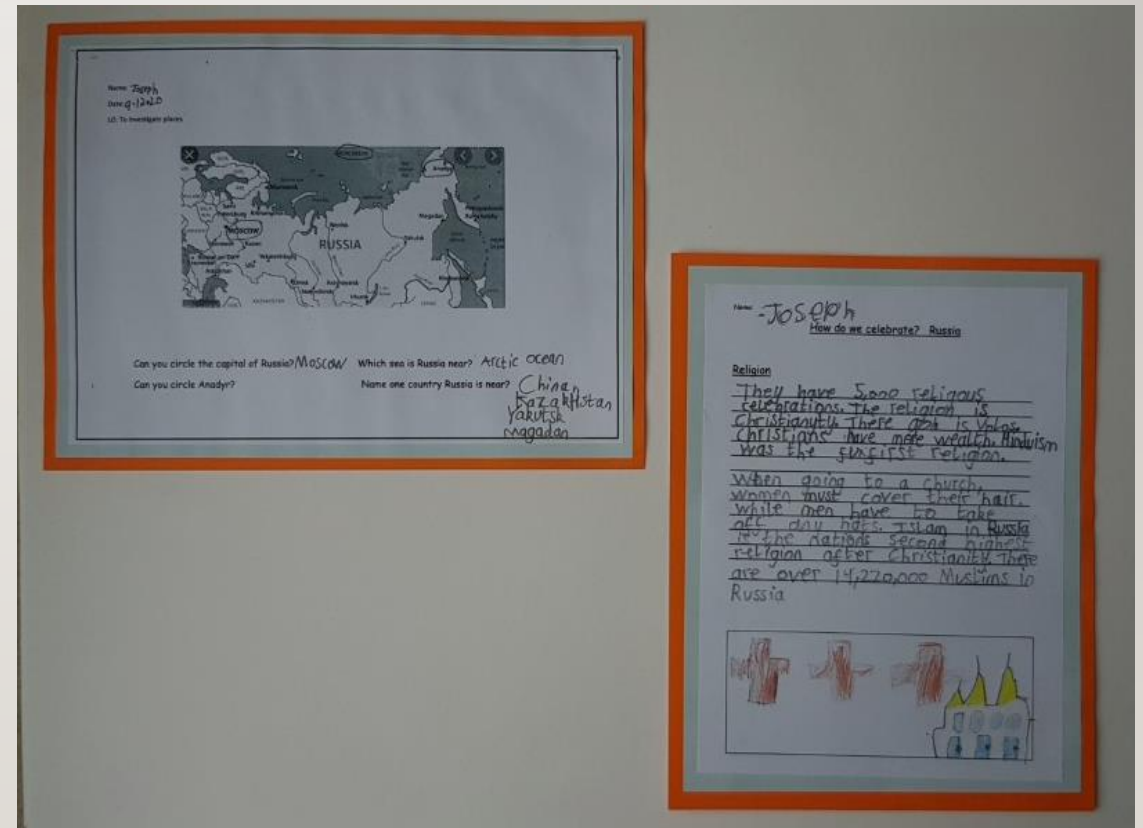
The heart is a vital organ that is very important. It pumps blood all around the body. The human heart is in the middle and slightly to the left of the chest. You can not live without your heart as you would die. Your heart is protected by the rib cage. You can keep your heart healthy by doing exercise and eating lots of fruit and vegetables.

WE REFLECTED AND ANSWERED OUR INITIAL QUESTION

At the end of our project, we reflected on our essential question and shared what we had learnt.




AT THE END OF TERM THE WHOLE SCHOOL WERE ASKED 'HOW DO WE CELEBRATE?' WE LOOKED AT THE COUNTRY OF RUSSIA



WE COMPARED HOW CHRISTMAS IS CELEBRATED IN DIFFERENT COUNTRIES.

Joseph
Autism 2 wk 6
Applied 10/1/20

Saint Nicholas



Saint Nicholas helped a poor man named Jonathan. He gave Jonathan some gold. After some time he became a priest. Every year he would come and give sweets to kids that are good and coal for people who are naughty. The people who are good will sing songs.

Name Joseph
Monday 7th December 2020
Spelled Write Independent

The Nativity

Over 2000 years there was an amazing thing Jesus was going to be born. Mary and Joseph had to go to Bethlehem because they had to go where they were told to go by. They went to Bethlehem in a donkey. It took days and weeks to get there but they all eventually when they arrived they looked for a inn but they weren't full. Mary and Joseph thought they will have to sleep outside but then they were told a kind innkeeper let them stay in the stable. Mary and Joseph waited Jesus was born. An angel came and told the shepherds about Jesus birth then they went to the stable. Then they saw a star in the sky. It was so bright they followed the star. It went to the stable. The kings gave gifts gold, frankincense and myrrh. They didn't stay long. The king and his donkey that is the story of the Nativity.

Name Joseph
How do we celebrate? Russia

Food

Soup is a very important dish in Russia. A popular soup in Russia is Borscht. They eat roast duck. On Christmas they eat borsch, pelmeni, stroganoff or meat dumplings. Pickling is a very common way of preparing vegetables. They also eat goose.



Name Joseph
How do we celebrate? Russia

Christmas Eve Tradition

In Russia Christmas is celebrated on January 7th. Grandfather Frost is the Russian Santa Claus. He brings gifts to the children at New Years. New Years Eve - December 31st - is the big day for the celebrations of Russian Christmas. Russians decorate their homes with a Christmas tree and often put pine leaves on their front doors and in the house. The Russian Christmas tree is usually taken down at the end of January after the feast day of the baptism of Christ.

